









Ontario Educational Resource Bank – Sampling of Secondary Business/Computers Resources




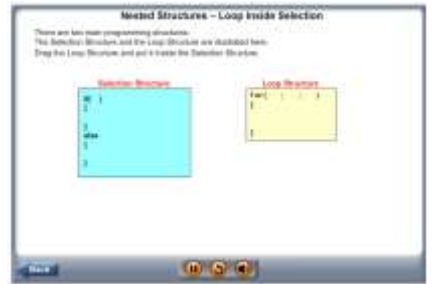
ELO / Resource Title	Image	Description	Course
<p>ELO1344820</p> <p><b>Business Plan Wizard</b></p>		<p>This animated simulation takes students through the steps of creating a business plan. Students work through modules that focus on the key components of a business plan including research, marketing, operations, sales and finance. In each module, students complete a key component of their own business plan.</p> <p>Uploaded Date: 2010-12-07</p>	<p>BBI2O</p>
<p>ELO1078940</p> <p><b>Crossword: Planning the Venture (Catholic)</b></p>		<p>This interactive crossword puzzle will review and consolidate understanding of some components that are present in venture planning.</p> <p>Uploaded Date: 2007-06-20</p>	<p>BBI3C</p>
<p>ELO1078800</p> <p><b>Canadian Inventions and Innovations:</b></p>		<p>This interactive drag and drop activity will help to clarify how inventions differ from innovations. The student will be asked to match a variety of inventions and innovations to their definitions. They will then be asked to classify each item as an invention or innovation.</p> <p>Uploaded Date: 2007-06-20</p>	<p>BBI1O BBI2O BBI3C</p>
<p>ELO1078920</p> <p><b>Give Away Some Cash: BDI3C (Catholic)</b></p>		<p>This interactive simulation presents the students with a series of venture plans. The student must analyse each proposal, identify key parts of the venture plan, determine which plan is most complete and reward the best plan with a business loan.</p> <p>Uploaded Date : 2007-06-20</p>	<p>BBI1O BBI2O BBI3C BBI3C</p>

Ontario Educational Resource Bank – Sampling of Secondary Business/Computers Resources

ELO / Resource Title	Image	Description	Course
<p><b>ELO1078770</b></p> <p><b>The Young Entrepreneurs (Catholic)</b></p>		<p>This learning object contains two interviews with two young entrepreneurs. They relate their experiences in setting up a business. In doing this, they highlight the skills, risks and planning required to be successful. The interviews are followed with an interactive quiz which reinforces some of the key concepts that can be drawn from each entrepreneur's experiences.</p> <p>Uploaded Date: 2007-06-20</p>	<p>BBI1O BDI3C BDP3O BMI3C BMX3E</p>
<p><b>ELO1336200</b></p> <p><b>Equations in Excel</b></p>		<p>Students will complete a spreadsheet that solves a math equation. The usefulness of formula/function copying will become very apparent. Any spreadsheet program will work for this.</p> <p>Uploaded Date: 2010-09-24</p>	<p>BTT1O BTA3O BTX4C</p>
<p><b>ELO1335540</b></p> <p><b>Photoshop Potatohead</b></p>		<p>Students will search the Internet for a variety of different body part images (eyes, nose, legs, mouth, etc.) and photoshop them to make a digital 'Mr. Potatohead'.</p> <p>Uploaded Date: 2010-09-17</p>	<p>BTT1O BTA3O</p>
<p><b>ELO1001448</b></p> <p><b>How Digital Television Works - Webquest Activity: BTT1O (Catholic)</b></p>		<p>Developed for BTT1O (Catholic). The resource provides a research assignment for students to determine how digital televisions work with the use of information from <a href="http://electronics.howstuffworks.com/dtv.htm/printable">http://electronics.howstuffworks.com/dtv.htm/printable</a>. Students should be encouraged to think of how they could adapt these skills for employment in a suitable Christian vocation; and as well, use and integrate the their Catholic faith tradition, in the critical analysis of the arts, media, <b>technology</b> and information systems to enhance the quality of life. Teachers using this resource are advised to ascertain the availability and suitability of the recommended website(s)/hyperlink(s) beforehand. Teachers using this resource are advised to skim and edit out any details (i.e.: references to specific persons, due dates, names, times, rotations, periods, hard-drives, paths, etc.) that may not be relevant to their needs. Authored prior to 2006 curriculum revisions that affected Business Studies, Guidance and Career Education, and Mathematics courses from grades 9-12. Crafted to meet expectations compliant with PLNR02. Teachers are assured nonetheless, that the expectation codes [SQC2006 compliant] used in the cataloguing template are an accurate indication of the resource's content.</p> <p>Uploaded Date: 2007-11-30</p>	<p>BTT1O</p>



Ontario Educational Resource Bank – Sampling of Secondary Business/Computers Resources

ELO / Resource Title	Image	Description	Course
<p>ELO1141110</p> <p><b>Spin the Globe: BBB4M</b></p>		<p>This interactive learning object provides a visual map for students to identify Canada's trading partners. A spinning globe randomly points to a country and students are then quizzed about that country's imports, exports, and culture.</p> <p>Uploaded Date: 2009-02-08</p>	<p>BBM4</p>
<p>ELO1300850</p> <p><b>Variables and Data Types: ICS3C</b></p>		<p>This interactive lesson on variables and data types provides students with a visual image of what variables are like internally in the computer and provides a verbal explanation of variables and how they work.</p> <p>Uploaded Date: 2010-03-31</p>	<p>ICS3C</p>
<p>ELO1303010</p> <p><b>String Methods: Playing Around With Strings: ICS3C(Catholic)</b></p>		<p>In this interactive learning object, students will explore specific string methods in Adobe Flash ActionScript and how they work. They will then have an opportunity to test their knowledge of the methods by trying some quiz questions that use those specific methods.</p> <p>Uploaded Date: 2010-03-23</p>	<p>ICS3C</p>
<p>Nested Structures: ICS3U</p> <p>ELO1304810</p>		<p>This interactive activity reinforces the student's understanding of the concept of a nested structure. An interactive demonstration shows how an 'if' structure can be nested inside a 'repetition' structure.</p> <p>Uploaded Date: 2010-03-31</p>	<p>ICS3U</p>